

Now Yesterday

Search:

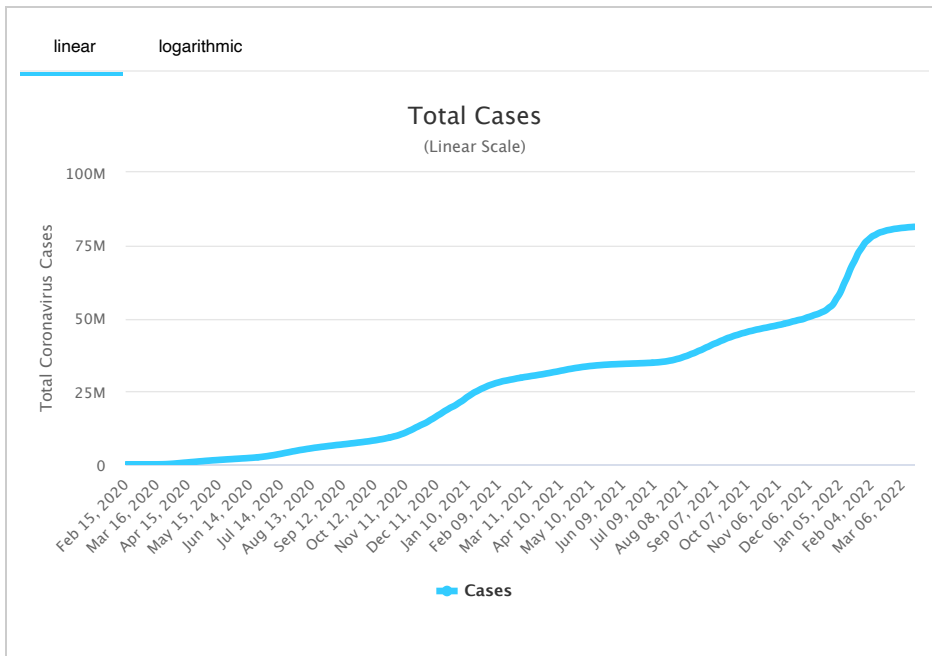
#	USA State	Total Cases	New Cases	Total Deaths	New Deaths	Total Recovered	Active Cases	Tot Cases/ 1M pop	Deaths/ 1M pop	Total Tests
	USA Total	81,350,883		996,072		56,822,580	23,532,231	245,771	3,009	969,71
1	California (/coronavirus/usa/california/)	9,054,621		88,070		N/A	N/A	229,160	2,229	151,8
2	Texas (/coronavirus/usa/texas/)	6,694,535		87,109		N/A	N/A	230,879	3,004	61,6
3	Florida (/coronavirus/usa/florida/)	5,875,275		72,443		N/A	N/A	273,552	3,373	55,0
4	New York (/coronavirus/usa/new-york/)	5,106,739		68,304		N/A	N/A	262,509	3,511	102,8
5	Illinois (/coronavirus/usa/illinois/)	3,051,797		37,438		2,956,021	58,338	240,833	2,954	56,1
6	Pennsylvania (/coronavirus/usa/pennsylvania/)	2,772,888		43,993		N/A	N/A	216,598	3,436	25,2
7	Ohio (/coronavirus/usa/ohio/)	2,666,030		37,608		2,612,559	15,863	228,078	3,217	21,9
8	North Carolina (/coronavirus/usa/north-carolina/)	2,615,124		23,030		2,578,344	13,750	249,342	2,196	26,2
9	Georgia (/coronavirus/usa/georgia/)	2,481,419		36,444		1,667,295	777,680	233,712	3,432	23,6
10	Michigan (/coronavirus/usa/michigan/)	2,375,430		35,353		1,421,905	918,172	237,856	3,540	23,9
11	New Jersey (/coronavirus/usa/new-jersey/)	2,185,323		33,149		2,017,860	134,314	246,034	3,732	17,4
12	Tennessee (/coronavirus/usa/tennessee/)	2,017,149		25,407		N/A	N/A	295,372	3,720	12,5
13	Arizona (/coronavirus/usa/arizona/)	1,992,471		28,547		1,931,319	32,605	273,739	3,922	18,5
14	Indiana (/coronavirus/usa/indiana/)	1,688,240		23,250		1,490,837	174,153	250,770	3,454	19,2
15	Massachusetts (/coronavirus/usa/massachusetts/)	1,685,055		20,023		N/A	N/A	244,476	2,905	41,7
16	Virginia (/coronavirus/usa/virginia/)	1,658,568		19,430		N/A	N/A	194,314	2,276	18,7
17	Wisconsin (/coronavirus/usa/wisconsin/)	1,579,906		13,901		N/A	N/A	271,348	2,387	15,4

18	South Carolina (/coronavirus/usa/south-carolina/)	1,465,739	17,380	1,180,333	268,026	284,681	3,376	15,6
19	Washington (/coronavirus/usa/washington/)	1,442,947	12,273	N/A	N/A	189,490	1,612	11,8
20	Minnesota (/coronavirus/usa/minnesota/)	1,424,107	12,522	1,408,424	3,161	252,518	2,220	19,1
21	Missouri (/coronavirus/usa/missouri/)	1,405,881	19,734	937,088	449,059	229,067	3,215	14,4
22	Colorado (/coronavirus/usa/colorado/)	1,330,851	12,818	855,943	462,090	231,101	2,226	16,9
23	Kentucky (/coronavirus/usa/kentucky/)	1,302,791	14,475	N/A	N/A	291,604	3,240	13,6
24	Alabama (/coronavirus/usa/alabama/)	1,290,692	18,998	N/A	N/A	263,235	3,875	7,3
25	Louisiana (/coronavirus/usa/louisiana/)	1,230,793	16,981	N/A	N/A	264,755	3,653	14,8
26	Oklahoma (/coronavirus/usa/oklahoma/)	1,029,977	13,514	N/A	N/A	260,294	3,415	5,4
27	Maryland (/coronavirus/usa/maryland/)	1,007,748	14,282	N/A	N/A	166,689	2,362	19,2
28	Utah (/coronavirus/usa/utah/)	926,322	4,556	916,005	5,761	288,938	1,421	9,3
29	Iowa (/coronavirus/usa/iowa/)	852,071	9,349	N/A	N/A	270,064	2,963	8,4
30	Arkansas (/coronavirus/usa/arkansas/)	828,166	11,030	815,290	1,846	274,427	3,655	6,6
31	Mississippi (/coronavirus/usa/mississippi/)	793,278	12,319	774,429	6,530	266,545	4,139	6,0
32	Kansas (/coronavirus/usa/kansas/)	769,046	8,088	746,604	14,354	263,976	2,776	2,2
33	Connecticut (/coronavirus/usa/connecticut/)	731,532	10,677	702,269	18,586	205,182	2,995	15,3
34	Nevada (/coronavirus/usa/nevada/)	710,848	9,949	649,851	51,048	230,783	3,230	6,8
35	Oregon (/coronavirus/usa/oregon/)	700,960	6,960	627,224	66,776	166,193	1,650	10,7
36	New Mexico (/coronavirus/usa/new-mexico/)	516,026	7,128	490,937	17,961	246,098	3,399	6,7
	West Virginia	496,182	6,635	488,766	781	276,865	3,702	5,8

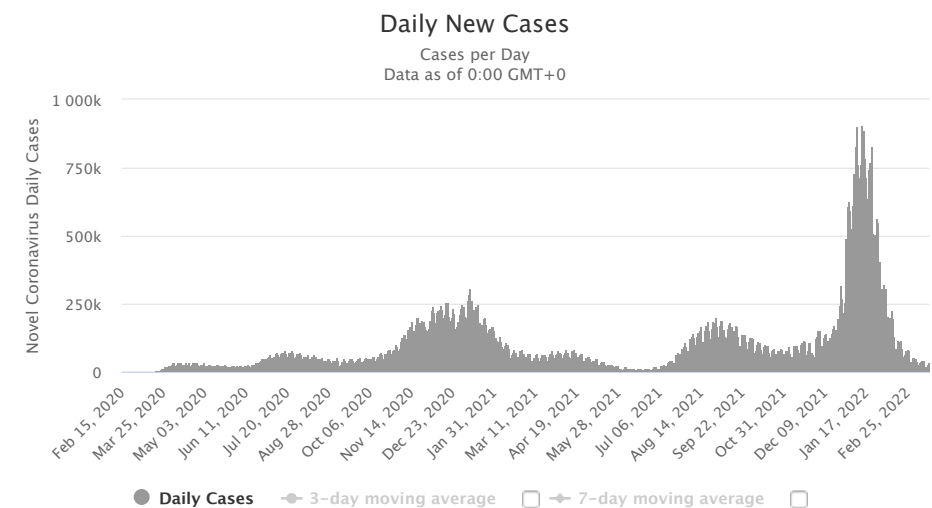
37	(/coronavirus/usa/west-virginia/)									
38	Nebraska (/coronavirus/usa/nebraska/)	477,187		4,046		N/A	N/A	246,684	2,092	5,31
39	Idaho (/coronavirus/usa/idaho/)	441,375		4,834		159,451	277,090	246,983	2,705	2,81
40	Rhode Island (/coronavirus/usa/rhode-island/)	358,880		3,429		N/A	N/A	338,770	3,237	7,51
41	New Hampshire (/coronavirus/usa/new-hampshire/)	300,799		2,431		297,464	904	221,223	1,788	4,51
42	Montana (/coronavirus/usa/montana/)	272,036		3,231		268,142	663	254,530	3,023	2,61
43	Delaware (/coronavirus/usa/delaware/)	258,428		2,812		252,329	3,287	265,391	2,888	1,01
44	North Dakota (/coronavirus/usa/north-dakota/)	239,391		2,232		236,878	281	314,136	2,929	61
45	Hawaii (/coronavirus/usa/hawaii/)	238,764		1,368		N/A	N/A	168,634	966	3,51
46	South Dakota (/coronavirus/usa/south-dakota/)	236,797		2,871		231,291	2,635	267,670	3,245	2,11
47	Alaska (/coronavirus/usa/alaska/)	236,471		1,169		181,311	53,991	323,249	1,598	4,01
48	Maine (/coronavirus/usa/maine/)	233,237		2,179		N/A	N/A	173,512	1,621	4,81
49	Wyoming (/coronavirus/usa/wyoming/)	155,815		1,769		153,961	85	269,223	3,057	1,31
50	District Of Columbia (/coronavirus/usa/district-of-columbia/)	135,575		1,327		N/A	N/A	192,101	1,880	3,01
51	Vermont (/coronavirus/usa/vermont/)	114,709		611		109,194	4,904	183,832	979	3,41
52	Puerto Rico	476,859		4,153		262,344	210,362	140,793	1,226	3,81
53	Guam	46,650		341		45,204	1,105			41
54	United States Virgin Islands	15,575		110		15,422	43			31
55	Northern Mariana Islands	10,634		31		10,397	206			11
56	American Samoa	779				N/A	N/A			
57	Veteran Affairs	613,835		21,320		588,799	3,716			8,01
58	US Military	608,650		681		561,062	46,907			
59	Federal Prisons	68,959		295		N/A	N/A			11

60	Navajo Nation	52,780	1,658	51,007	115			5
61	Grand Princess Ship	122	7	115	0			
62	Wuhan Repatriated	3		3	0			
63	Diamond Princess Ship	46		46	0			
	Total:	81,350,883	996,072	56,822,580	23,532,231	245,771	3,009	969,71

Total Coronavirus Cases in the United States

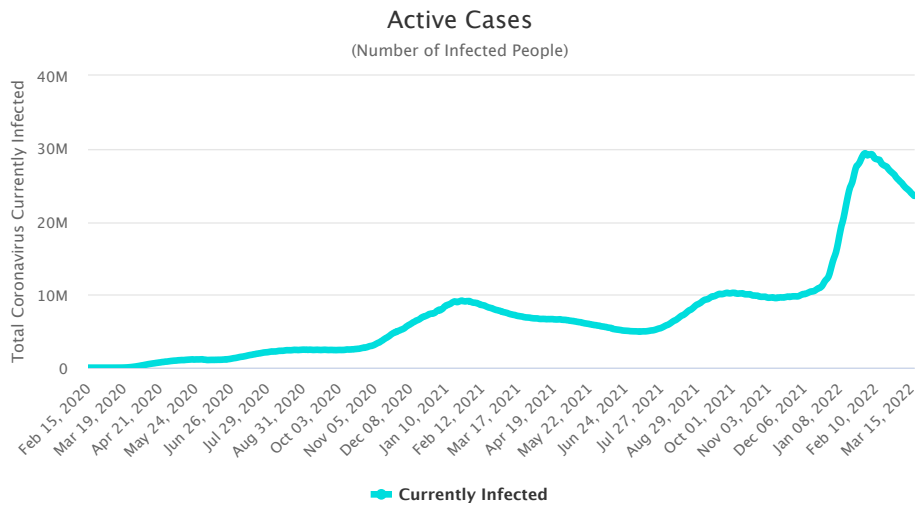


Daily New Cases in the United States

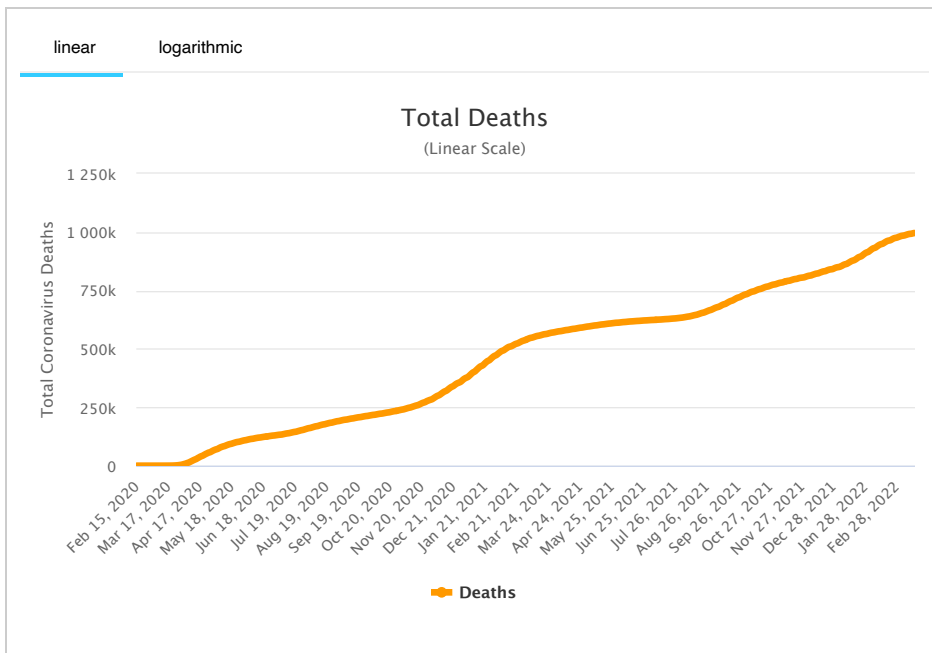


See also: [Daily Deaths Graph](#)

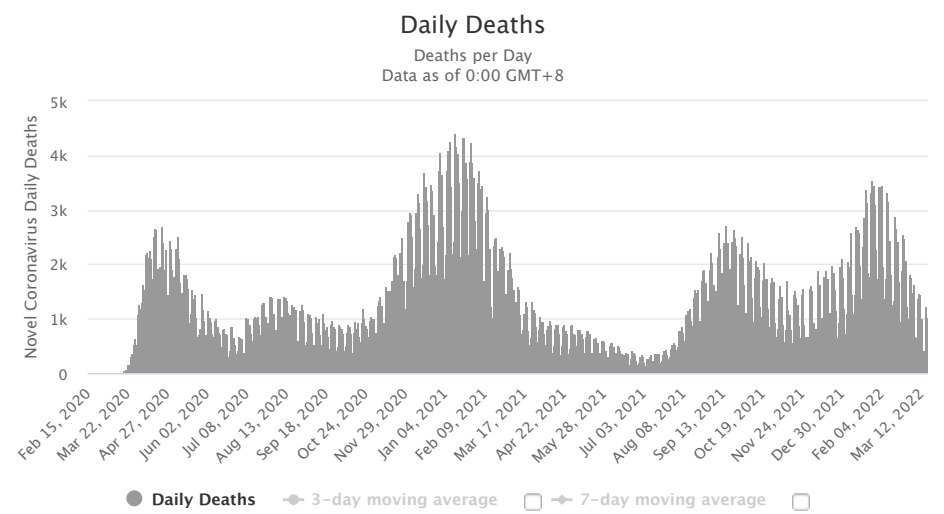
Active Cases in the United States



Total Coronavirus Deaths in the United States



Daily New Deaths in the United States



See also: [Daily Cases Graph](#)

Latest News

March 17 (GMT)

Updates

- 35,474 new cases and 931 new deaths in [the United States \(/coronavirus/country/us/\)](#)

March 16

March 15

March 14

March 13

March 12

[View More News](#)

Historical account of the initial stages of the epidemic in the United States

Content:

- First 20 cases in the United States
- Progression of first suspected cases
- Timeline of initial events
- Sources for the historical account

First 20 cases in the United States

Information collected on the first 20 domestic cases (not including repatriated cases and Diamond Princess cruise ship evacuee cases) is presented in the table below:

State	Cases	Sex	Age	Date	Case #	Location	Source
Oregon	1			Feb. 29	17 th	Washington C.	
Washington	2			Feb. 29	18, 19 th		
	1	M	30s	Jan. 21	1 st	Snohomish	[7]
Illinois	1			Mar. 1	20 th		
	1	M	60s	Jan. 30	6 th	Chicago	[12]
	1	F	60s	Jan. 24	2 nd	Chicago	[8]
California	2	unkn.	unkn.	Jan. 26	3 rd , 4 th	Orange C., L.A.	[9]
	1	M	adult	Jan. 31	7 th	Santa Clara C.	[17][18]
	1	F	unkn.	Feb. 2	9 th	Santa Clara C.	
	1	M	57	Feb. 2	10 th	San Benito C.	
	1	F	57	Feb. 2	11 th	San Benito C.	
	1		65	Feb. 28	16 th	Santa Clara C.	
	1			Feb. 21	13 th	Humboldt C.	
	1			Feb. 21	14 th	Sacramento C.	
	1			Feb. 26	15 th	[Northern California]	
Massachusetts	1	M	20s	Feb. 1	8 th	Boston	[16]
Arizona	1	unkn.	student	Jan. 26	5 th	Maricopa County	
Wisconsin	1			Feb. 5	12 th	Madison	

Patients Under Investigation (PUI) in the United States

CDC in the early stages released information regarding the number of cases and people under investigation that was updated regularly on Mondays, Wednesdays, and Fridays. Below we provide the historical reports that we were able to gather in order to track the progression in the number of suspected cases and US states involved through time in the initial stages

As of Feb. 10:

<i>Number of U.S. States with PUI</i>	<i>36</i>
Positive	12
Negative	318
Pending (specimens awaiting testing)	68
TOTAL	398

As of Feb. 7:

<i>Number of U.S. States with PUI</i>	<i>36</i>
Positive	12
Negative	225
Pending (specimens awaiting testing)	100
TOTAL	337

As of Feb. 5:

<i>Number of U.S. States with PUI</i>	<i>36</i>
Positive	11
Negative	206
Pending (specimens awaiting testing)	76
TOTAL	293

As of Feb. 3:

<i>Number of U.S. States with PUI</i>	<i>36</i>
Positive	11
Negative	167
Pending (specimens awaiting testing)	82
TOTAL	260

As of January 31:

<i>Number of U.S. States with PUI</i>	<i>36</i>
Positive	6
Negative	114
Pending (specimens awaiting testing)	121
TOTAL	241

Previously, as of January 29, there were 92 suspected cases awaiting testing.

--	--

Number of U.S. States with PUI	36
Positive	5
Negative	68
Pending (specimens awaiting testing)	92
TOTAL	165

Timeline of Events

-  On January 31, HHS declared Coronavirus a Public Health Emergency in the US (<https://www.hhs.gov/about/news/2020/01/31/secretary-azar-declares-public-health-emergency-us-2019-novel-coronavirus.html>)
As of Jan. 31, the Wuhan coronavirus is officially a public health emergency in the United States, Alex Azar, secretary of the US Department of Health and Human Services (HHS), announced at a White House press briefing.
-  On Jan. 31, the U.S. Centers for Disease Control and Prevention (CDC) **issued a federal quarantine for 14 days** affecting the 195 American evacuees from Wuhan, China. Starting Sunday, Feb. 2, U.S. citizens, permanent residents and immediate family who have visited China's Hubei province will undergo a **mandatory 14 days quarantine** and, if they have visited other parts of China, they would be screened at airports and asked to self-quarantine for 14 days. The last time the CDC had issued a quarantine was over 50 years ago in the 1960s, for smallpox.
-  President Donald Trump signed an order on Jan. 31 for the U.S. to **deny entry to foreign nationals who traveled to China** within the preceding two weeks, aside from the immediate family of U.S. citizens.
- On Jan. 30, the CDC had confirmed the **first case of person to person transmission in the U.S.:** ^[12] the husband of the Chicago, Illinois case who had returned from Wuhan, China on Jan. 13 and who tested positive for the virus on Jan. 24).
- CDC stated on Jan. 30 that "It is likely there will be more cases of 2019-nCoV reported in the U.S. in the coming days and weeks, including more person-to-person spread."^[12]
- The virus had been confirmed in **5 states**.
- On Jan. 31, **New York City** health officials vehemently denied the rumor regarding a coronavirus case in the city. ^[13] On Feb. 1, however, the city's health commissioner did report that there was a test being performed on a person under 40 who had returned from China, developed matching symptoms, and tested negative to the seasonal flu.
- Most US patients had recently visited Wuhan.**
- All of the first five U.S. cases were described as **mild**.
- A study on the first US case of novel coronavirus detailed mild symptoms followed by pneumonia (https://www.cnn.com/2020/01/31/health/washington-coronavirus-study-nejm/index.html?utm_term=link&utm_medium=social&utm_content=2020-02-01T00)

U.S. Airlines suspended ALL flights between the U.S. and China

On Friday, January 31, Delta, American and United announced they would temporarily suspend all of their mainland China flights in response to the coronavirus outbreak.^[14]

Prior to this January 31 announcement:

- UNITED AIRLINES**
on Jan. 28 had announced it would cut 24 flights between the U.S. and China for the first week of February.
- AMERICAN AIRLINES**

on Jan. 29 had announced it would suspend flights from Los Angeles to Shanghai and Beijing from Feb. 9 through March 27, 2020. It will maintain its flight schedules (10 daily A/R) from Dallas-Fort Worth to Shanghai and Beijing, as well as from Los Angeles and Dallas-Fort Worth to Hong Kong.

- **DELTA**

had not adjusted its schedule of direct flights from the U.S. to China. It is the only airline with direct flights to not take action so far.

The White House was considering issuing a ban on flights between the United States and China, as of late Jan. 28^[11]. Italy has announced on January 31 that it was suspending all flights to and from China following the first 2 cases of coronavirus in Italy.

Travel Alert: Do Not Travel to China

- The U.S. State Department on January 30 issued a **Level 4: Do Not Travel to China Alert** (<https://travel.state.gov/content/travel/en/traveladvisories/traveladvisories/china-travel-advisory.html>) ^[4] (the highest level of alert).
- Previously, on January 29, the advisory was set at a lower "Level 3: Reconsider Travel" advising not to travel to Hubei Province: (Level 4) and reconsider travel to the remainder of China (Level 3).
- The CDC on Jan. 28 issued a Level 3 Warning (<https://wwwnc.cdc.gov/travel/notices/warning/novel-coronavirus-china>), recommending that travelers **avoid all nonessential travel to China** ^[5].

Screening incoming passengers at 20 airports in the U.S.

On January 17, the CDC announced that 3 airports in the United States would begin screening incoming passengers from China: SFO, JFK, and LAX ^[6] Other 2 airports were added subsequently, and on January 28, the U.S. Department of Health and Human Services (HHS) announced that 15 additional U.S. airports (bringing the total to 20) would begin screening incoming travelers from China.

Below is the complete list of airports where screening for the 2019 Novel Coronavirus (2019-nCoV) is in place:

- Los Angeles International (LAX)
- San Francisco International (SFO)
- Chicago O'Hare
- New York JFK
- Atlanta Hartsfield-Jackson International
- Houston George Bush Intercontinental
- Dallas-Fort Worth International
- San Diego International
- Seattle-Tacoma International
- Honolulu International
- Anchorage Ted Stevens International
- Minneapolis-St. Paul International
- Detroit Metropolitan
- Miami International
- Washington Dulles International

- Philadelphia International
- Newark Liberty International
- Boston Logan International
- El Paso International
- Puerto Rico's San Juan Airport

Sources for the historical account

1. Novel Coronavirus (2019-nCoV) situation reports (<https://www.who.int/emergencies/diseases/novel-coronavirus-2019/situation-reports/>) - World Health Organization (<https://www.who.int/>) (WHO)
2. 2019 Novel Coronavirus (2019-nCoV) in the U.S (<https://www.cdc.gov/coronavirus/2019-ncov/cases-in-us.html>) - U.S. Centers for Disease Control and Prevention (<https://www.cdc.gov/>) (CDC)
3. Symptoms of Novel Coronavirus (2019-nCoV) (<https://www.cdc.gov/coronavirus/2019-ncov/about/symptoms.html>) - CDC
4. China Travel Advisory (<https://travel.state.gov/content/travel/en/traveladvisories/traveladvisories/china-travel-advisory.html>) - U.S. State Department, accessed January 31, 2020.
5. Novel Coronavirus in China - Warning - Level 3, Avoid Nonessential Travel (<https://wwwnc.cdc.gov/travel/notices/warning/novel-coronavirus-china>) - CDC, January 28, 2020.
6. Public Health Screening to Begin at 3 U.S. Airports for 2019 Novel Coronavirus ("2019-nCoV") (<https://www.cdc.gov/media/releases/2020/p0117-coronavirus-screening.html>) - CDC January 17, 2020
7. First Travel-related Case of 2019 Novel Coronavirus Detected in United States (<https://www.cdc.gov/media/releases/2020/p0121-novel-coronavirus-travel-case.html>) - CDC, January 21, 2020
8. Second Travel-related Case of 2019 Novel Coronavirus Detected in United States (<https://www.cdc.gov/media/releases/2020/p0124-second-travel-coronavirus.html>) - CDC, January 24, 2020
9. CDC confirms additional cases of 2019 Novel Coronavirus in United States (<https://www.cdc.gov/media/releases/2020/s0126-coronavirus-new-cases.html>) - CDC, January 26, 2020
10. 2019 Novel Coronavirus (2019-nCoV) in the U.S. (<https://www.cdc.gov/coronavirus/2019-ncov/cases-in-us.html>) - CDC, Updated January 29, 2020
11. White House considers ban on flights to China amid coronavirus outbreak (<https://eu.usatoday.com/story/travel/news/2020/01/28/white-house-considers-ban-china-flights-amid-coronavirus-outbreak/4602839002/>) - USA Today, Jan. 28, 2020
12. CDC Confirms Person-to-Person Spread of New Coronavirus in the United States (<https://www.cdc.gov/media/releases/2020/p0130-coronavirus-spread.html>) - CDC Press Release, Jan. 30, 2020
13. NYC Officials Deny Report Of Coronavirus Amid Confusion (<https://www.forbes.com/sites/sergeiklebnikov/2020/01/31/nyc-officials-deny-report-of-coronavirus-amid-confusion/#351e47b5652c>) - Forbes, Jan. 31, 2020
14. Delta, American, United to suspend all China mainland flights as coronavirus crisis grows (<https://eu.usatoday.com/story/travel/2020/01/31/coronavirus-china-flight-ban-delta-cuts-all-flights-white-house/4620989002/>) - USA Today, Jan. 31, 2020
15. Secretary Azar Declares Public Health Emergency for United States for 2019 Novel Coronavirus (<https://www.hhs.gov/about/news/2020/01/31/secretary-azar-declares-public-health-emergency-us-2019-novel-coronavirus.html>) - U.S. Department of Health and Human Services (HHS), Jan. 31, 2020
16. Man returning from Wuhan, China is first case of 2019 Novel Coronavirus confirmed in Massachusetts (<https://www.mass.gov/news/man-returning-from-wuhan-china-is-first-case-of-2019-novel-coronavirus-confirmed-in>) - Massachusetts Department of Public Health, Feb. 1, 2020
17. County of Santa Clara Public Health Department Reports First Case of Novel (new) Coronavirus (<https://www.sccgov.org/sites/phd/news/Pages/novel-coronavirus-1-31-2020.aspx>) - Santa Clara County Public Health, Jan. 31, 2020
18. Coronavirus: First case confirmed in Santa Clara County (<https://www.mercurynews.com/2020/01/31/santa-clara-coronavirus/>) - Mercury News, Jan. 31, 2020


worldometer (/)

[about \(/about/\)](#) | [faq \(/faq/\)](#) | [languages \(/languages/\)](#) | [contact \(/contact/\)](#) | [report coronavirus cases \(/report_us/\)](#)

[\(/newsletter-subscribe/\)](#) <https://twitter.com/Worldometers> <https://www.facebook.com/Worldometers.info>

© Copyright Worldometers.info - All rights reserved - Disclaimer & Privacy Policy (/disclaimer/)





HOLISTIC

DENTIST IN ENCINO

Don't grind down all your good tooth for **"REPAIRS."** You will have pain from the trauma. We save the good parts of your teeth

SCHED
O'M
